

Scaled data based on original data using  
LM-79-08 Approved Method: Electrical and Photometric Measurements of Solid-  
State Lighting Products

Test Report Prepared for  
Cooper Lighting Solutions  
(formerly Eaton)

Brand: INVUE

Report Number: P139598

Luminaire Tested: **ENC-E01-LED-E1-BL3-8030**

Issue Date: 03/03/2020

**Test Information**

Test Method: LM-79-08  
Report Number: P139598  
REPORT IS SCALED FROM IESNA LM-79-08 TEST DATA (P33645)  
Test Lab: INNOVATION CENTER-P3  
Issue Date: 03/03/2020  
Manufacturer: COOPER LIGHTING SOLUTIONS (FORMERLY EATON)  
Product Line: INVUE  
Catalog Number: ENC-E01-LED-E1-BL3-8030  
Description: ENTRI LED LUMINAIRE  
(1) LIGHTBARS WITH AccuLED OPTICS - TYPE 3 W/ SPILL LIGHT CONTROL  
Light Source: (21) 3000K CCT, 80 CRI LEDs  
Ballast/Driver: -

**Summary**

Lumens per Lamp: N/A  
Luminaire Lumens: 2280.8 lumens  
Efficiency: N/A  
Efficacy: 92.3 lumens/watt  
Luminous Opening: Rectangular (W 1' x L: 0.17' x H: 0')  
IES Classification: Type III - Short - Semi-Cutoff  
BUG Rating: B1 - U0 - G1

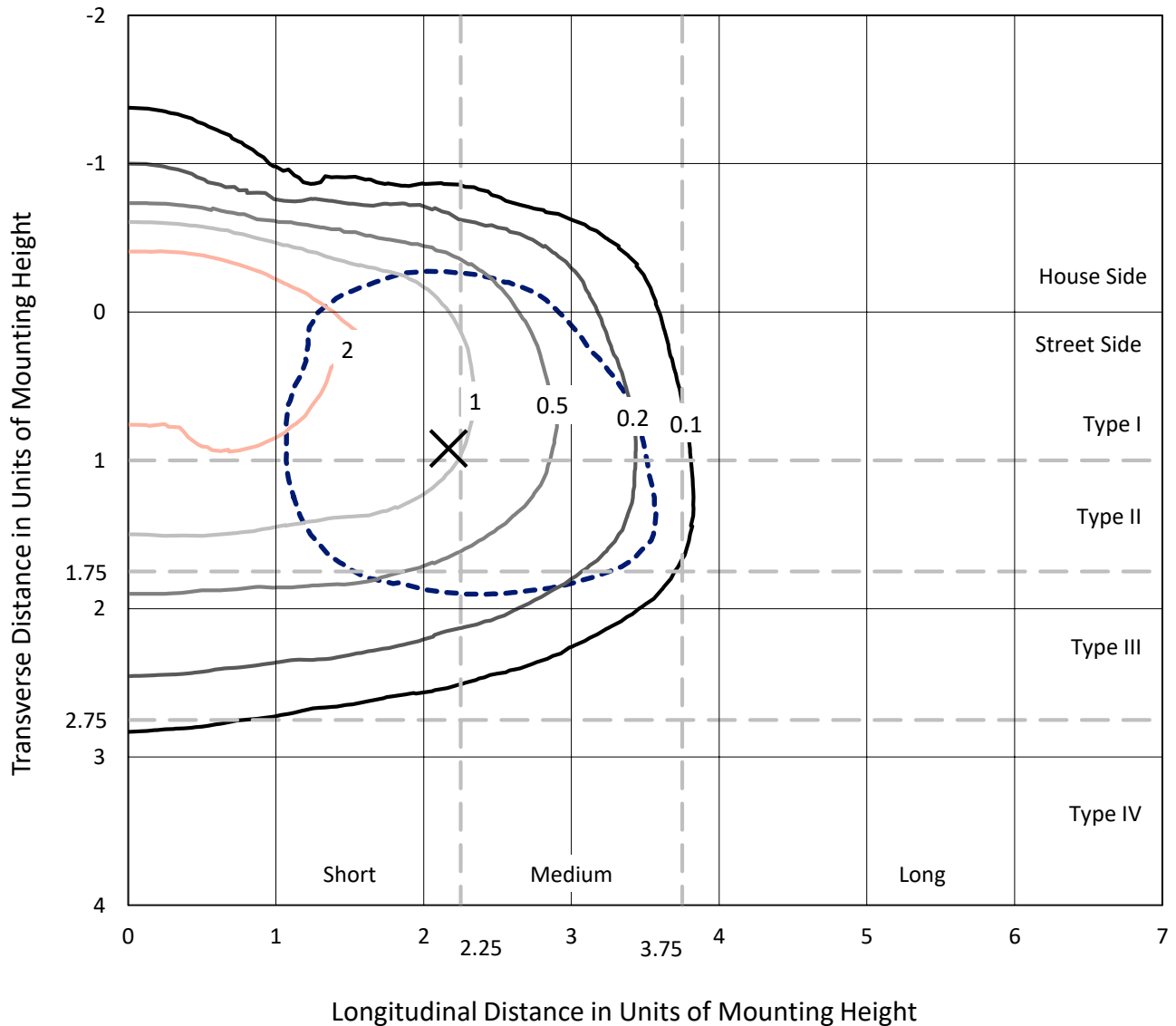
Input Watts (W): 24.7  
Input Voltage (V): NR  
Input Current (Ain): NR  
Voltage Rise (V): NR  
Power Factor: NR  
Total Harmonic Distortion (THDi): NR  
Frequency (hertz): 60  
Stabilization Time: NR  
Operation Time: NR  
Ambient Temperature (°C): NR  
Test Distance: 25 FT



REPORT NUMBER: P139598  
 CATALOG NUMBER: ENC-E01-LED-E1-BL3-8030

### Iso-Footcandle Lines of Horizontal Illumination

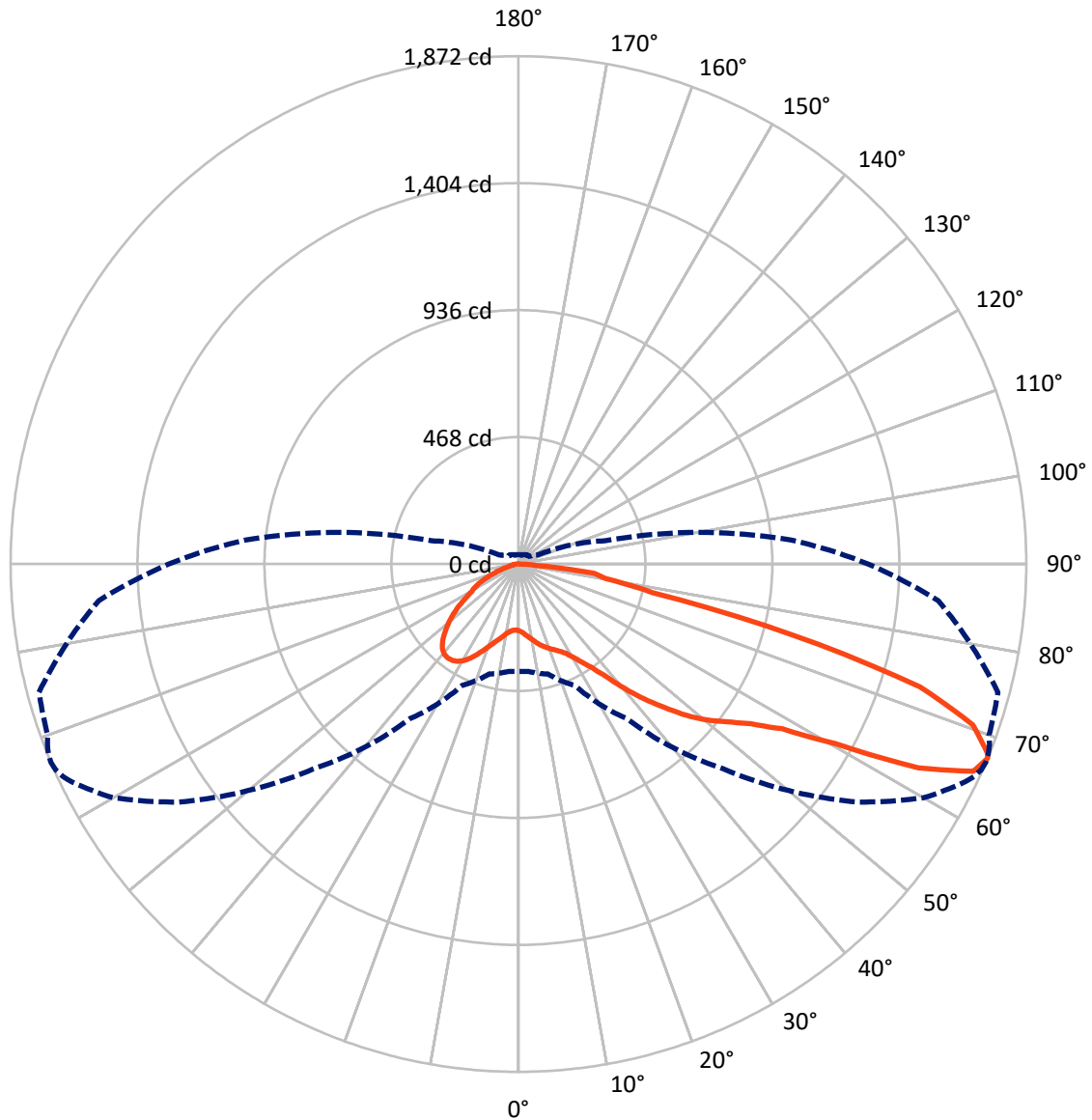
× Max cd  
 - - - 1/2 Max cd



Based on 10 foot mounting height. Maximum calculated value = 3.1 fc  
 Type III - Short - Semi-Cutoff

REPORT NUMBER: P139598  
CATALOG NUMBER: ENC-E01-LED-E1-BL3-8030

### Luminous Intensity Polar Plot



— Vertical Plane Through 67-Deg Lateral    - - - Horizontal Cone Through 67-Deg Vertical

REPORT NUMBER: P139598

CATALOG NUMBER: ENC-E01-LED-E1-BL3-8030

**FLUX DISTRIBUTION:**

		Downward	Upward	Total
<b>House Side</b>	Lumens	553.8	0.0	553.8
	% Fixture	24.3	0.0	24.3
<b>Street Side</b>	Lumens	1727.0	0.0	1727.0
	% Fixture	75.7	0.0	75.7
<b>Total</b>	Lumens	2280.8	0.0	2280.8
	% Fixture	100.0	0.0	100.0

**Coefficient of Utilization**

**ZONAL LUMENS:**

Zone	Lumens	% Fixture
0°-10°	24.8	1.1
10°-20°	85.6	3.8
20°-30°	155.2	6.8
30°-40°	226.9	9.9
40°-50°	343.7	15.1
50°-60°	493.0	21.6
60°-70°	630.0	27.6
70°-80°	294.1	12.9
80°-90°	27.5	1.2
90°-100°	0.0	0.0
100°-110°	0.0	0.0
110°-120°	0.0	0.0
120°-130°	0.0	0.0
130°-140°	0.0	0.0
140°-150°	0.0	0.0
150°-160°	0.0	0.0
160°-170°	0.0	0.0
170°-180°	0.0	0.0
0°-90°	2280.8	100.0
0°-180°	2280.8	100.0



REPORT NUMBER: P139598

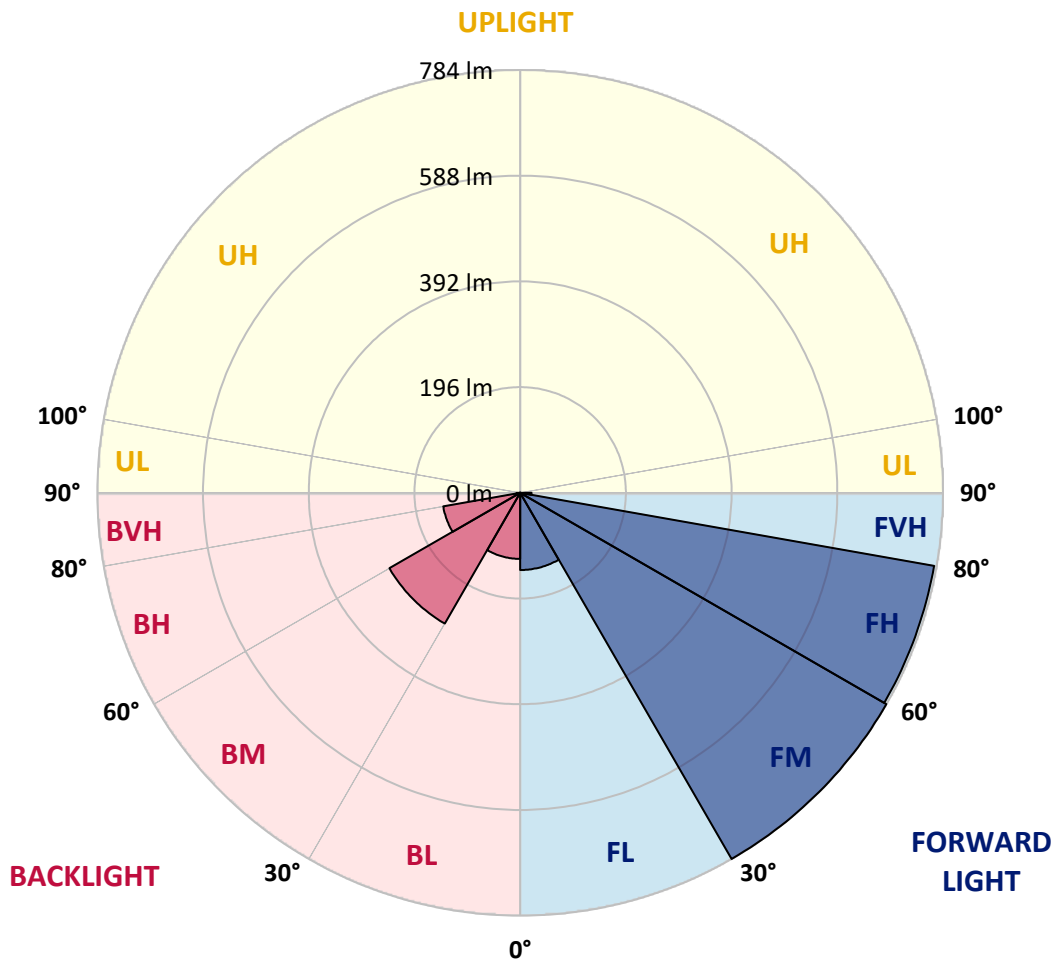
CATALOG NUMBER: ENC-E01-LED-E1-BL3-8030

**LUMINAIRE CLASSIFICATION SYSTEM LUMEN TABLE AND BUG RATING:**

Zone	Lumens	% Fixture	Zone Rating/Lumen Limit		
			B	U	G
FL (0°-30°)	143.1	6.3			
FM (30°-60°)	783.8	34.4			
FH (60°-80°)	779.2	34.2			G1/1800
FVH (80°-90°)	20.9	0.9			G1/100
BL (0°-30°)	122.5	5.4	B1/500		
BM (30°-60°)	279.7	12.3	B1/1000		
BH (60°-80°)	144.9	6.4	B1/500		G1/500
BVH (80°-90°)	6.6	0.3			G0/10
UL (90°-100°)	0.0	0.0		U0/0	
UH (100°-180°)	0.0	0.0		U0/0	

**BUG Rating: B1-U0-G1**

Type III Short





REPORT NUMBER: P139598

CATALOG NUMBER: ENC-E01-LED-E1-BL3-8030

**CANDELA DISTRIBUTION (FULL):**

	0°	5°	15°	25°	35°	45°	55°	60°	61°	62°	64°
0°	245.6	245.6	245.6	245.6	245.6	245.6	245.6	245.6	245.6	245.6	245.6
2.5°	255.3	255.3	255.7	255.7	255.3	255.3	252.8	252.8	252.8	252.4	252.4
5°	269.2	269.7	269.7	269.2	268.4	266.7	263.3	263.3	263.3	262.9	262.1
7.5°	285.3	284.8	285.3	284.0	282.3	280.2	275.6	275.1	274.3	274.3	273.5
10°	303.0	301.7	303.0	301.3	297.9	294.1	288.6	287.0	287.0	287.0	285.3
12.5°	321.1	320.7	321.6	318.6	312.7	308.5	303.0	300.9	300.5	300.5	299.6
15°	341.0	340.6	338.0	333.4	325.8	322.0	315.7	313.1	312.7	312.7	311.4
17.5°	361.7	361.7	355.3	345.6	335.1	329.6	324.9	323.2	322.8	322.8	322.4
20°	379.4	379.4	370.9	354.9	339.7	333.8	332.1	332.1	332.1	332.1	332.5
22.5°	392.5	391.2	379.8	360.0	341.4	336.3	340.6	341.0	341.0	341.8	342.2
25°	398.4	397.9	384.4	360.8	341.0	340.1	349.4	350.7	351.5	352.4	353.6
27.5°	398.8	398.8	385.3	360.4	340.6	346.9	360.4	364.2	365.0	366.7	368.8
30°	394.6	395.0	383.6	360.0	343.5	359.5	377.7	384.9	386.5	389.1	392.5
32.5°	389.5	390.3	383.6	364.2	356.6	381.5	405.5	415.7	417.4	420.7	424.1
35°	390.3	391.6	392.9	381.1	385.7	419.0	453.6	459.6	459.1	464.6	466.3
37.5°	395.8	398.8	408.1	410.2	427.9	474.3	510.6	523.3	523.3	528.3	526.7
40°	396.7	401.3	424.5	449.0	484.0	541.0	590.8	605.6	605.6	607.7	606.8
42.5°	416.5	420.7	454.1	497.5	547.3	614.4	669.3	682.4	685.3	683.2	684.9
45°	452.4	455.3	496.3	551.1	608.5	684.9	746.1	758.7	761.7	759.6	757.1
47.5°	498.0	502.2	545.6	610.6	669.7	749.9	824.6	839.3	842.3	838.9	840.2
50°	535.9	544.0	590.4	667.2	728.8	805.6	885.3	905.6	908.1	908.1	909.0
52.5°	570.5	577.7	622.4	708.1	776.5	855.8	930.5	956.7	959.6	961.7	963.4
55°	584.9	592.1	636.8	725.8	805.6	902.6	982.8	1017.9	1019.5	1025.0	1032.2
57.5°	585.3	591.2	635.1	725.4	820.8	944.8	1054.1	1108.6	1115.3	1122.5	1134.7
60°	545.6	552.8	596.7	704.3	833.4	992.1	1162.2	1262.2	1271.9	1292.6	1319.6
62.5°	485.7	490.8	528.8	634.7	833.4	1057.5	1336.0	1501.5	1534.0	1567.7	1617.5
65°	430.0	433.8	457.9	549.4	774.4	1110.7	1517.9	1708.2	1743.3	1768.6	1810.8
67°	395.4	397.1	419.9	494.6	695.0	1068.1	1530.2	1722.6	1752.5	1778.7	1831.9
67.5°	383.6	384.9	406.4	480.7	670.6	1042.3	1511.6	1710.8	1743.3	1769.8	1823.9
70°	295.0	291.2	309.7	378.1	541.8	831.8	1327.2	1556.7	1593.9	1629.3	1694.7
72.5°	176.0	170.5	182.3	219.4	351.1	584.5	1006.5	1277.4	1324.6	1369.0	1454.6
75°	105.9	106.3	115.2	140.9	191.6	367.6	650.3	831.3	875.6	917.4	984.9
77.5°	52.7	52.3	60.3	81.9	139.7	228.3	377.7	479.4	494.2	514.0	506.0
80°	16.9	16.5	17.7	22.4	50.2	153.2	237.6	300.9	307.6	311.4	316.1
82.5°	2.5	3.0	3.4	5.5	9.3	36.7	147.7	209.3	218.6	229.6	250.7
85°	0.0	0.0	0.4	0.4	1.3	3.0	13.9	35.9	37.6	45.6	53.6
87.5°	0.0	0.0	0.0	0.4	0.8	1.3	2.1	2.1	2.1	2.1	2.1
90°	0.0	0.0	0.0	0.0	0.0	0.0	0.0	0.0	0.0	0.0	0.0



REPORT NUMBER: P139598

CATALOG NUMBER: ENC-E01-LED-E1-BL3-8030

**CANDELA DISTRIBUTION (continued):**

	65°	66°	67°	68°	69°	70°	75°	85°	90°	95°	105°
0°	245.6	245.6	245.6	245.6	245.6	245.6	245.6	245.6	245.6	245.6	245.6
2.5°	251.9	251.9	251.5	251.1	251.1	251.1	250.2	249.8	247.3	246.4	244.8
5°	262.1	262.1	261.2	260.8	260.4	260.4	259.1	256.6	253.2	251.1	247.7
7.5°	273.0	272.6	271.8	271.8	270.1	270.1	268.4	263.7	260.4	257.4	253.2
10°	285.7	285.3	284.0	283.6	282.7	281.9	280.2	274.7	271.3	267.5	262.5
12.5°	299.6	298.8	297.9	297.5	296.7	295.8	294.1	289.1	285.7	281.9	276.0
15°	311.9	311.4	310.6	310.2	310.2	309.3	308.1	303.4	300.0	295.8	291.2
17.5°	322.8	322.4	322.0	322.0	321.6	321.6	321.1	316.9	314.8	311.4	306.8
20°	332.1	332.5	332.5	332.5	333.0	333.4	334.2	332.1	330.0	327.0	324.5
22.5°	342.2	342.7	343.9	343.9	344.8	345.2	348.1	347.7	346.9	344.8	342.7
25°	354.5	355.3	356.2	357.4	357.9	359.1	364.2	366.3	364.6	363.3	365.4
27.5°	370.5	372.2	373.0	374.7	375.6	377.3	384.9	389.5	388.2	388.7	393.3
30°	394.6	396.3	398.8	399.6	402.6	403.4	412.3	419.5	419.5	418.6	427.1
32.5°	426.6	427.9	430.9	433.0	434.7	436.3	444.8	452.4	453.2	455.8	459.1
35°	468.8	469.7	471.4	474.7	474.3	475.2	479.8	487.4	491.6	497.5	487.4
37.5°	524.5	527.5	526.7	527.1	523.7	525.8	527.5	535.5	544.4	550.3	511.0
40°	603.9	606.0	603.9	600.9	598.4	597.1	594.6	603.5	611.0	606.8	529.6
42.5°	681.1	681.9	680.3	675.2	673.1	668.9	662.1	673.1	677.3	657.5	539.3
45°	757.5	756.2	753.3	752.4	748.2	744.0	740.2	747.4	745.7	706.8	543.5
47.5°	837.7	836.4	834.3	830.9	826.3	825.4	822.0	821.2	809.0	749.0	541.4
50°	907.7	908.6	903.9	905.6	903.5	899.3	896.3	898.0	868.9	786.2	537.2
52.5°	968.1	968.1	965.9	968.1	967.2	965.1	967.6	995.1	934.7	838.5	530.9
55°	1038.1	1040.6	1039.0	1041.1	1042.3	1047.0	1057.5	1121.7	1033.0	902.6	516.5
57.5°	1140.7	1147.0	1145.3	1153.7	1161.3	1173.6	1212.0	1279.5	1155.0	973.1	488.2
60°	1324.6	1345.3	1344.5	1359.2	1374.4	1388.4	1455.5	1468.5	1293.0	1065.1	467.1
62.5°	1631.0	1647.9	1655.1	1671.1	1680.8	1683.3	1737.4	1641.6	1416.2	1148.7	455.3
65°	1829.4	1836.1	1842.4	1840.3	1834.4	1824.7	1828.1	1625.5	1375.3	1095.1	390.8
67°	1853.0	1866.9	1872.0	1868.6	1859.7	1846.2	1829.8	1552.9	1288.4	1011.5	330.4
67.5°	1846.2	1860.6	1865.2	1862.3	1854.7	1844.5	1825.1	1525.5	1258.8	984.5	314.8
70°	1737.8	1758.5	1777.4	1783.8	1784.2	1782.5	1763.1	1331.8	1071.4	826.7	238.8
72.5°	1481.6	1508.2	1547.9	1535.2	1555.5	1542.4	1498.1	910.2	734.3	590.8	167.5
75°	999.7	1011.5	1043.6	1006.9	1010.3	987.0	814.9	528.8	455.3	384.4	100.9
77.5°	503.0	510.6	505.6	483.6	475.2	456.2	352.8	114.8	114.8	136.7	52.7
80°	319.0	322.0	325.4	330.4	336.8	337.6	244.8	33.8	30.4	31.6	28.7
82.5°	261.6	269.7	280.2	282.3	284.8	287.0	168.8	18.6	15.2	16.9	20.3
85°	60.8	65.8	62.9	55.7	59.5	46.0	23.6	7.6	6.8	8.4	13.9
87.5°	2.1	2.1	2.1	2.1	2.1	2.1	2.1	2.1	1.7	3.0	7.2
90°	0.0	0.0	0.0	0.0	0.0	0.0	0.0	0.0	0.0	0.0	0.0





REPORT NUMBER: P139598

CATALOG NUMBER: ENC-E01-LED-E1-BL3-8030

**CANDELA DISTRIBUTION (continued):**

	115°	125°	135°	145°	155°	165°	175°	180°
0°	245.6	245.6	245.6	245.6	245.6	245.6	245.6	245.6
2.5°	243.1	241.8	240.1	239.7	239.3	238.4	238.0	237.6
5°	244.3	241.8	239.3	237.6	236.7	235.9	235.1	235.1
7.5°	249.4	246.4	242.6	241.0	239.3	238.0	237.2	237.2
10°	257.8	254.5	249.8	247.7	245.6	244.3	243.5	242.6
12.5°	270.5	266.3	260.8	257.4	255.3	254.9	254.0	253.6
15°	286.1	281.5	275.6	272.2	268.8	268.0	267.1	266.7
17.5°	301.7	297.9	293.3	287.4	280.6	275.1	272.6	272.2
20°	319.5	317.8	310.6	297.5	282.7	271.3	266.7	266.7
22.5°	341.8	337.2	319.9	296.7	274.7	258.7	252.4	252.4
25°	366.3	350.7	318.6	287.4	260.4	240.5	232.1	232.1
27.5°	387.8	354.5	311.0	271.8	238.8	217.3	207.6	207.2
30°	404.7	352.4	297.5	249.8	213.5	189.1	178.1	178.1
32.5°	414.0	345.2	278.9	224.1	182.7	154.9	141.4	141.8
35°	416.5	333.0	254.5	189.9	145.6	118.2	105.9	105.9
37.5°	414.0	313.5	224.1	152.3	108.9	89.5	80.2	79.3
40°	405.5	284.4	183.6	111.4	81.0	69.6	65.8	65.0
42.5°	388.7	249.4	138.0	79.8	65.0	60.3	59.5	59.1
45°	362.1	202.1	95.8	62.5	58.2	57.0	57.0	56.5
47.5°	328.7	154.5	68.4	55.3	54.9	54.9	54.9	54.9
50°	291.6	109.3	55.7	52.3	51.9	52.7	53.2	53.2
52.5°	253.2	76.4	51.1	50.2	49.4	50.6	51.1	51.1
55°	211.4	59.9	49.0	48.1	46.8	47.3	48.1	48.1
57.5°	168.4	53.2	48.1	46.8	44.3	44.3	45.2	45.2
60°	133.8	51.1	47.7	44.7	41.4	41.4	42.2	42.6
62.5°	111.8	50.6	47.7	42.6	40.1	38.8	39.7	39.7
65°	93.3	50.6	46.4	42.6	38.0	36.3	37.1	37.1
67°	78.1	49.8	45.6	42.6	37.1	35.0	35.0	35.0
67.5°	73.8	49.4	46.0	42.6	36.7	34.6	34.2	34.2
70°	55.3	44.7	46.0	43.0	35.9	31.6	30.8	30.8
72.5°	43.0	40.9	44.7	44.3	35.0	29.1	27.4	27.0
75°	35.0	37.1	45.2	43.0	32.9	26.6	24.1	23.6
77.5°	30.0	31.6	38.0	34.6	27.4	23.6	21.1	20.7
80°	23.6	27.0	27.0	23.6	20.3	19.0	17.7	17.7
82.5°	19.0	20.7	17.7	16.0	15.2	14.8	13.9	13.9
85°	15.6	16.9	13.1	11.8	11.4	11.0	10.1	10.1
87.5°	12.2	10.5	6.8	6.3	6.3	5.9	5.9	6.3
90°	0.0	0.0	0.0	0.0	0.0	0.0	0.0	0.0

(END OF REPORT)